

REGULAR MEETING

MONDAY, FEBRUARY 25, 2019, 4:00 P.M.
CITY COUNCIL OFFICE
FAIRFIELD CITY HALL, 4TH FLOOR
1000 WEBSTER STREET

MEASURE P OVERSIGHT COMMITTEE

AGENDA

CALL TO ORDER

4:00 p.m.

ROLL CALL

Chair Rochelle Sherlock
Member Tim Tomko
Member Royce Guo
Vice Chair Chris Matthews
Member Stephen Vancil

MEMBER REPORTS

CITY MANAGER REPORT

PROCESS FOR PUBLIC COMMENTS

Speakers may address items on this agenda at the time each item is considered. Under **PUBLIC COMMENTS**, the public may speak on items not on the agenda but within the jurisdiction of the Measure P Oversight Committee, provided that **NO** action may be taken on off-agenda items except as authorized by law. Off-agenda items from the public will be taken under consideration without discussion by the Board and may be referred to staff. To speak on an agenda item, please complete a speaker's card and give it to the Secretary before the meeting, or at the latest, prior to the time for public comments on that item. Speakers are requested to limit their comments to four minutes, with one minute to summarize their remarks.

PUBLIC COMMENTS

NEW BUSINESS (Items 1-4)

1. Approve Minutes for November 26, 2018
2. Measure P 3rd Quarter Report (Emily Combs)
3. Financial Update (Emily Combs)
4. Homeless Intervention Team (HIT) Presentation

ADJOURN TO MONDAY, MAY 20, 2019, 4:00 P.M., COUNCIL OFFICE.

Any disclosable public records related to an open session item on a regular meeting agenda and distributed by the City of Fairfield to all or a majority of the Measure P Oversight Committee less than 72 hours prior to that meeting are available for public inspection at City Hall, in the 4th floor lobby, 1000 Webster Street, Fairfield, California during normal business hours.

The City of Fairfield does not discriminate against any individual with a disability. City publications will be made available upon request in the appropriate format to persons with a disability. If you need an accommodation to attend or participate in this meeting due to a disability, please contact Yessika Dominguez, deputy city clerk, in advance of the meeting at (707) 428-7402.

PUBLIC NOTIFICATION

I, Yessika Dominguez, deputy city clerk, do hereby certify that I have caused a true copy of the above notice and agenda to be delivered to each of the members of the Measure P Oversight Committee, at the time and in the manner prescribed by law and that this agenda was posted at City Hall, 1000 Webster Street, California on Thursday, February 21, 2019.



Yessika Dominguez
Deputy City Clerk

February 21, 2019 _____
Date

REGULAR MEETING

**MONDAY, NOVEMBER 26, 2018, 4:00 P.M.
Sullivan Interagency Youth Services Center
Community Room
2195 Union Ave, Fairfield**

MEASURE P OVERSIGHT COMMITTEE

MINUTES

CALL TO ORDER

Chair Rochelle Sherlock called the meeting to order at 4:02 p.m.

ROLL CALL

On roll call were Chair Sherlock, Vice-Chair Chris Matthews, and Members Royce Guo and Stephen Vancil. Member Tim Tomko was absent.

MEMBER REPORTS

New Member Vancil introduced himself and spoke about his background as a KC10 Program Manager/TAFB Site Manager, and his diverse experience as a military commander, international airline pilot, aviation consultant, county commissioner, and civic volunteer.

Member Guo stated the Youth Commission had completed its survey of 2,000 students and that he would report on results in the future.

Chair Sherlock stated she was appointed to the new Solano Commission for Women and Girls and that they had two preliminary meetings thus far. She reported the mission of the Solano Commission for Women and Girls is to improve the economic status, health and social welfare, and overall quality of life for women and girls in Solano County.

CITY MANAGER REPORT

City Manager David White reported that staff is currently working on the 2019 Work Plan. He stated that Public Works would prepare a plan for the next 10 years addressing city infrastructure.

PUBLIC COMMENTS

John Takeuchi asked how much of the general fund was used on street. Combs stated she would email him the information.

NEW BUSINESS (Items 1-4)

1. Approve Minutes for August 27, 2018

Member Chris Matthews made a motion to approve the minutes. Member Guo seconded the motion. Member Vancil abstained as he was not at the August meeting. The motion carried.

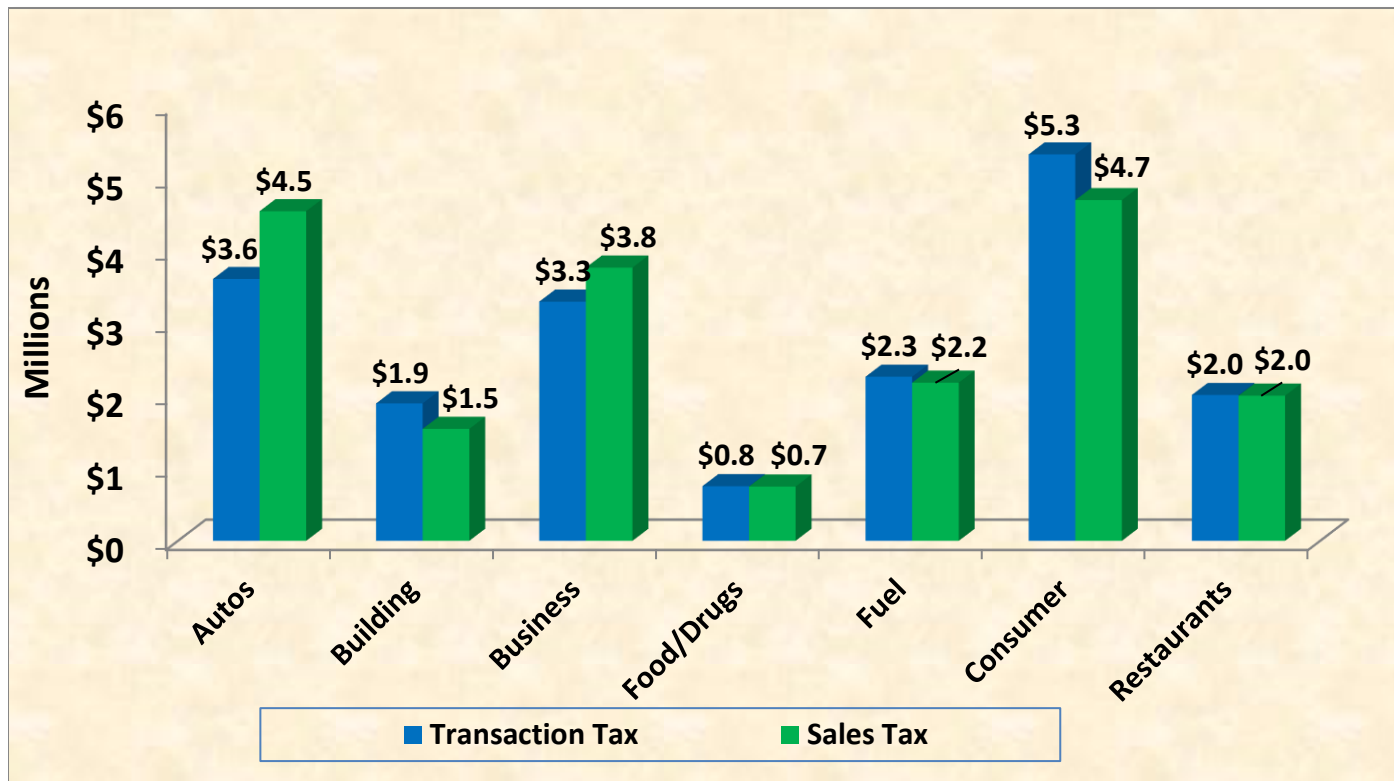
2. Director of Finance Emily Combs gave a Measure P 2nd Quarter Report.
3. Director of Finance Combs gave an overview of the Pension Funding Policy.
4. Police Sergeant Troy Oviatt gave an overview and virtual tour of Sullivan Interagency Youth Services Center.

**ADJOURNED MEETING AT 5:52 P.M. TO MONDAY, FEBRUARY 25, 2019, 4:00 P.M.,
COUNCIL OFFICE.**

Secretary

Chair

City of Fairfield Projected Sales and Transaction Tax (Accrual Basis) FY 2018-2019 - As of September 30, 2018

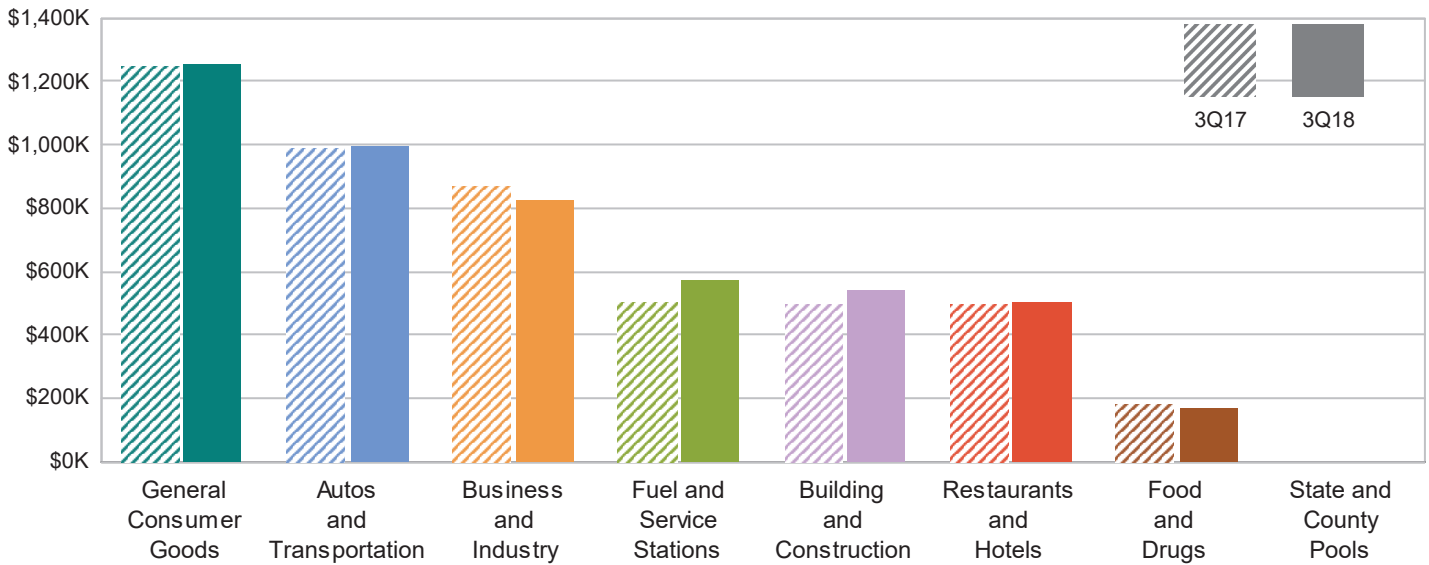


Major Industry Group	Fiscal Year 2018-19		
	Trans Tax (TT)	Sales Tax (ST)	TT / ST
Autos & Transportation	\$3,603,300	\$4,537,400	79%
Building & Construction	1,887,500	1,537,800	123%
Business & Industry	3,290,700	3,759,900	88%
Food & Drugs	750,500	745,200	101%
Fuel & Service Stations	2,254,700	2,173,000	104%
General Consumer Goods	5,320,700	4,690,800	113%
Restaurants & Hotels	2,003,000	1,993,300	100%
Transfer/Unidentified	2,200	600	367%
Local Sales	\$19,112,600	\$19,438,000	98%
County/State Pools	-	2,766,700	
Grand Total	\$19,112,600	\$22,204,700	
SBOE Admin	(94,900)	(236,800)	
Grand Total After Admin	\$19,017,700	\$21,967,900	87%
Adjustments	-	-	
Grand Totals	\$19,017,700	\$21,967,900	
Budget for FY 18-19	\$19,082,000	\$21,930,000	
Variance from Budget	(\$64,300)	\$37,900	
% Variance	-0.3%	0.2%	

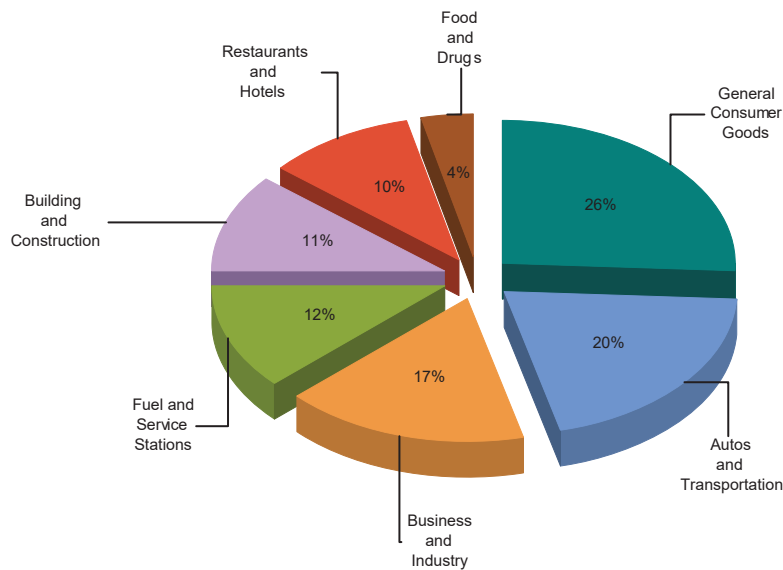
Note: The above includes actuals through September 2018 and projected revenue collections from October 2018 through June 2019.

Major Industry Group	Count	3Q18	3Q17	\$ Change	% Change
General Consumer Goods	3,261	1,252,817	1,247,669	5,148	0.4%
Autos and Transportation	1,010	998,307	992,123	6,184	0.6%
Business and Industry	4,755	827,681	872,279	(44,598)	-5.1%
Fuel and Service Stations	108	575,312	507,530	67,782	13.4%
Building and Construction	740	541,758	496,544	45,214	9.1%
Restaurants and Hotels	246	503,613	496,843	6,771	1.4%
Food and Drugs	97	175,575	183,351	(7,776)	-4.2%
Transfers & Unidentified	186	2,172	31	2,141	-N/A-
State and County Pools	-	0	0	0	-N/A-
Total	10,403	4,877,235	4,796,368	80,866	1.7%

3Q17 Compared To 3Q18

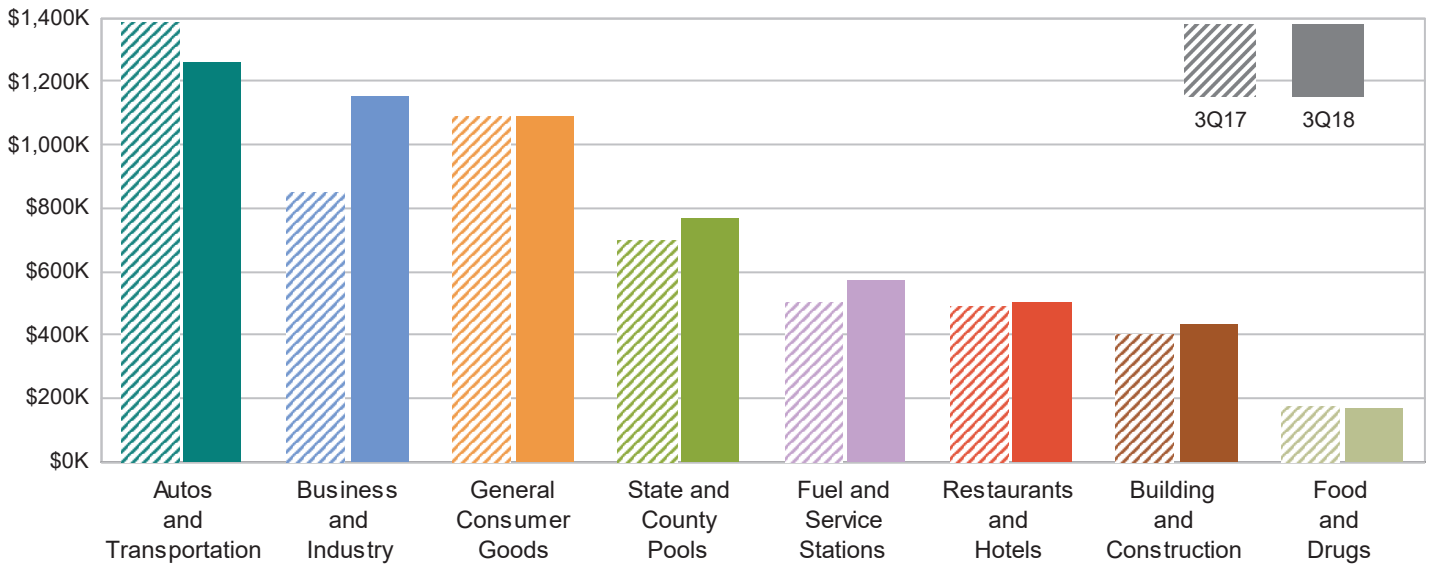


3Q18 Percent of Total



<u>Major Industry Group</u>	<u>Count</u>	<u>3Q18</u>	<u>3Q17</u>	<u>\$ Change</u>	<u>% Change</u>
Autos and Transportation	229	1,261,818	1,383,649	(121,831)	-8.8%
Business and Industry	577	1,153,157	850,293	302,864	35.6%
General Consumer Goods	1,148	1,087,567	1,092,874	(5,308)	-0.5%
State and County Pools	-	771,113	700,414	70,699	10.1%
Fuel and Service Stations	45	574,769	507,191	67,578	13.3%
Restaurants and Hotels	303	506,611	494,659	11,952	2.4%
Building and Construction	113	435,696	406,317	29,379	7.2%
Food and Drugs	78	174,445	182,103	(7,658)	-4.2%
Transfers & Unidentified	86	616	0	616	-N/A-
Total	2,579	5,965,792	5,617,500	348,293	6.2%

3Q17 Compared To 3Q18



3Q18 Percent of Total

