

**REGULAR MEETING**

**MONDAY, AUGUST 19, 2019, 4:00 P.M.  
CONFERENCE ROOM  
ADULT RECREATION CENTER (ARC)  
1200 CIVIC CENTER DRIVE**

**MEASURE P OVERSIGHT COMMITTEE**

**AGENDA**

**CALL TO ORDER**

4:00 p.m.

**ROLL CALL**

Chair Rochelle Sherlock  
Member Tim Tomko  
Vice Chair Chris Matthews  
Member Stephen Vancil

**MEMBER REPORTS**

**CITY MANAGER REPORT**

**PROCESS FOR PUBLIC COMMENTS**

Speakers may address items on this agenda at the time each item is considered. Under PUBLIC COMMENTS, the public may speak on items not on the agenda but within the jurisdiction of the Measure P Oversight Committee, provided that NO action may be taken on off-agenda items except as authorized by law. Off-agenda items from the public will be taken under consideration without discussion by the Board and may be referred to staff. To speak on an agenda item, please complete a speaker's card and give it to the Secretary before the meeting, or at the latest, prior to the time for public comments on that item. Speakers are requested to limit their comments to four minutes, with one minute to summarize their remarks.

**PUBLIC COMMENTS**

**FACILITY TOUR / OVERVIEW**

**NEW BUSINESS (Items 1-5)**

1. Approve Minutes for May 20, 2019
2. Measure P 1<sup>st</sup> Quarter Report (Emily Combs, Director of Finance)
3. FY 2019-20 & FY 2020-21 Budget Review (Emily Combs, Director of Finance)
4. Measure P – What does it fund? (Emily Combs, Director of Finance & Bryan Chua, Budget Manager)

- 5. Update on Public Outreach Efforts (Gale Spears, Communications Manager)

**ADJOURN TO MONDAY, NOVEMBER 18, 2019, 4:00 P.M., COUNCIL OFFICE.**

Any disclosable public records related to an open session item on a regular meeting agenda and distributed by the City of Fairfield to all or a majority of the Measure P Oversight Committee less than 72 hours prior to that meeting are available for public inspection at City Hall, in the 4<sup>th</sup> floor lobby, 1000 Webster Street, Fairfield, California during normal business hours.

The City of Fairfield does not discriminate against any individual with a disability. City publications will be made available upon request in the appropriate format to persons with a disability. If you need an accommodation to attend or participate in this meeting due to a disability, please contact Yessika Dominguez, Deputy City Clerk, in advance of the meeting at (707) 428-7402 or (707) 399-5623 (TTY).

**PUBLIC NOTIFICATION**

I, Yessika Dominguez, Deputy City Clerk, do hereby certify that I have caused a true copy of the above notice and agenda to be delivered to each of the members of the Measure P Oversight Committee, at the time and in the manner prescribed by law and that this agenda was posted at City Hall, 1000 Webster Street, California on Thursday, August 15, 2019.

  
\_\_\_\_\_  
Yessika Dominguez  
Deputy City Clerk

August 15, 2019  
\_\_\_\_\_  
Date

**REGULAR MEETING**

**MONDAY, MAY 20, 2019, 4:00 P.M.  
CITY COUNCIL OFFICE  
FAIRFIELD CITY HALL, 4TH FLOOR  
1000 WEBSTER STREET**

**MEASURE P OVERSIGHT COMMITTEE**

**MINUTES**

**CALL TO ORDER**

Chair Rochelle Sherlock called the meeting to order at 4:01 p.m.

**ROLL CALL**

On roll call were Members Tim Tomko, Royce Guo, and Stephen Vancil; Vice-Chair Chris Matthews, and Chair Sherlock.

**MEMBER REPORTS**

Member Guo reported that new Youth Commissioners were sworn in and that their new work plan would be approved at the May 20 Youth Commission meeting.

No other reports were given.

**CITY MANAGER REPORT**

Interim City Manager Sean Quinn reported that five executive recruitment firms have submitted proposals to be considered for the new City Manager recruitment. He stated that at the May 21 Council meeting, Council would select a sub-committee to decide which firm to use and they would report the decision at the June 4 Council meeting. Once the firm is selected, the process should take approximately four months. Next, he reported he attended the "Homeless Quarterly Roundtable" on May 20 and he provided statistics from HEART and HIT.

**PUBLIC COMMENTS**

John Takeuchi asked how much of Measure P funds are used directly for streets. Director of Finance Emily Combs stated she would provide that information.

**NEW BUSINESS (Items 1-3)**

1. Approve Minutes for February 25, 2019

Member Tomko made a motion to approve the minutes. Member Matthews seconded the motion. The motion carried unanimously.

2. Director of Finance Emily Combs gave a Measure P 4<sup>th</sup> Quarter report.
3. Interim City Manager Sean P. Quinn presented the Measure P Information Campaign

Chair Sherlock requested that the next Measure P meeting be held at the Adult Recreation Center and that staff give a presentation on ARC at that meeting.

**MEETING WAS ADJOURNED AT 4:50 P.M. TO MONDAY, AUGUST 19, 2019, 4:00 P.M., COUNCIL OFFICE.**

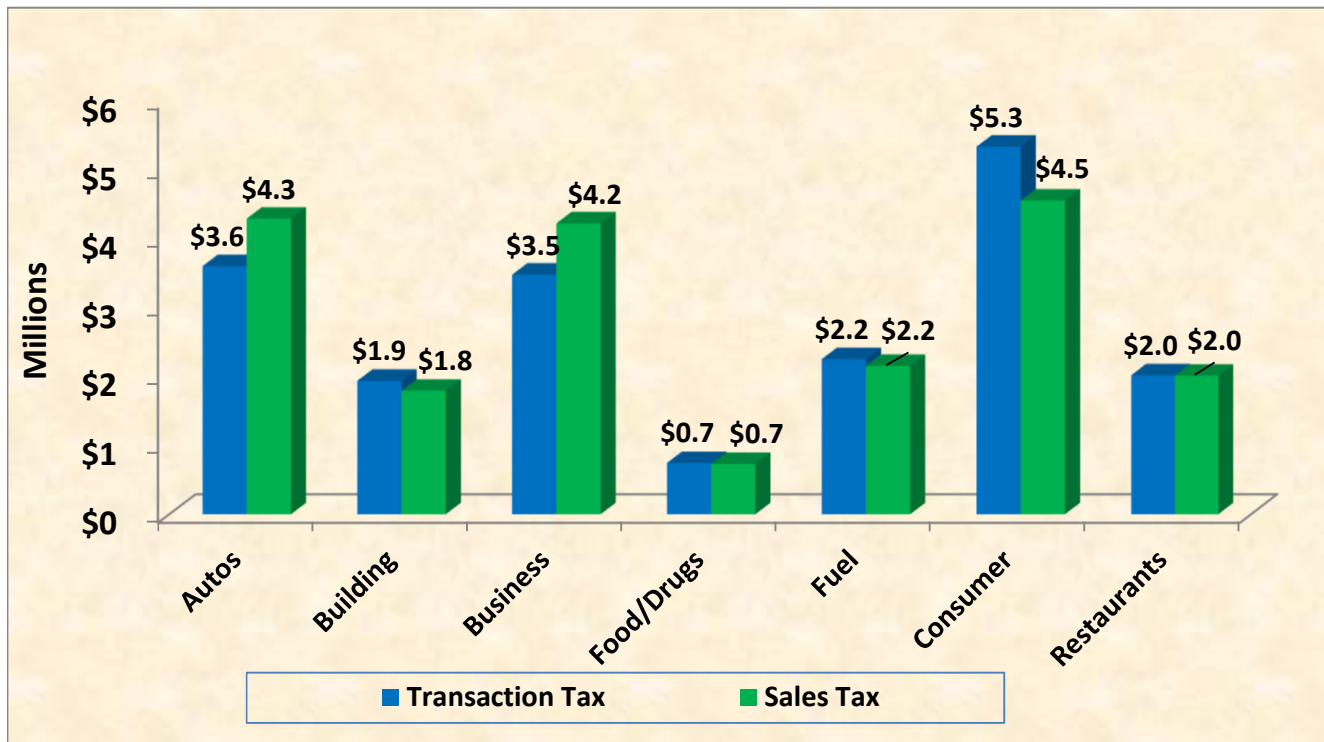
---

Secretary

---

Chair

## City of Fairfield Projected Sales and Transaction Tax (Accrual Basis) FY 2018-2019 - As of March 31, 2019

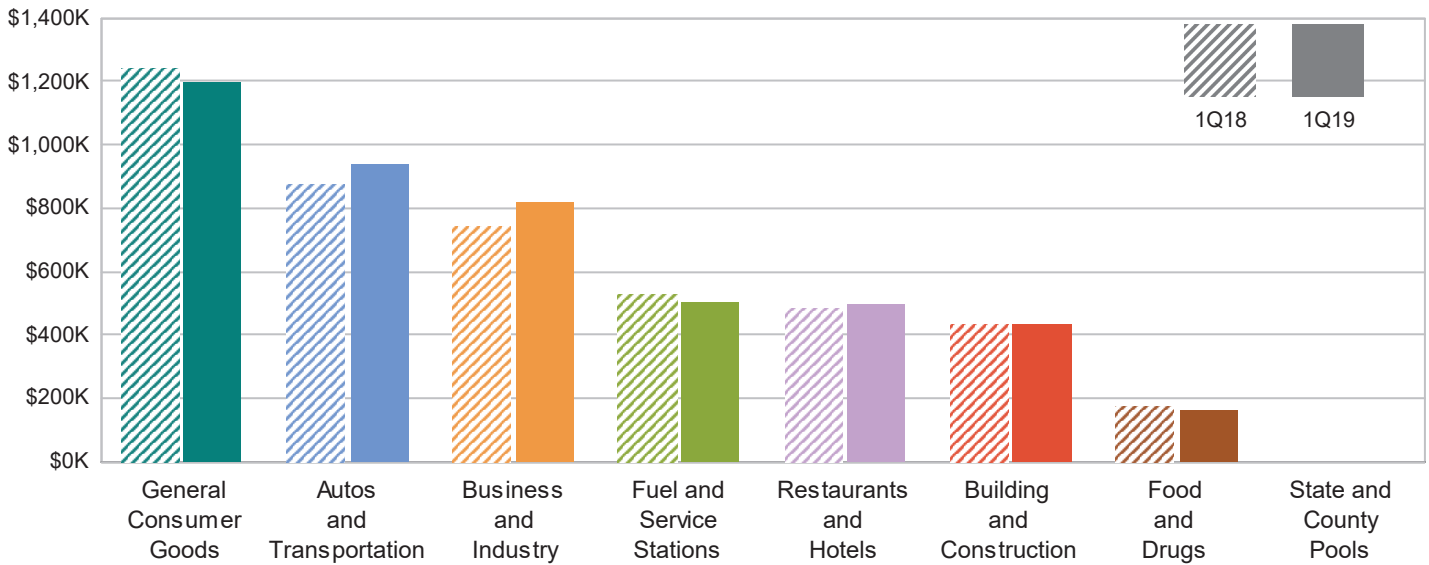


Major Industry Group	Fiscal Year 2018-19		
	Trans Tax (TT)	Sales Tax (ST)	TT / ST
Autos & Transportation	\$3,595,800	\$4,285,000	84%
Building & Construction	1,935,400	1,792,200	108%
Business & Industry	3,472,300	4,216,500	82%
Food & Drugs	743,500	729,300	102%
Fuel & Service Stations	2,249,300	2,151,500	105%
General Consumer Goods	5,326,200	4,547,600	117%
Restaurants & Hotels	2,015,800	2,010,200	100%
Transfer/Unidentified	36,900	6,000	615%
Local Sales	\$19,375,200	\$19,738,300	98%
County/State Pools	-	2,952,800	
Grand Total	\$19,375,200	\$22,691,100	
SBOE Admin	(94,900)	(259,200)	
Grand Total After Admin	\$19,280,300	\$22,431,900	86%
Adjustments	-	-	
<b>Projected Totals</b>	<b>\$19,280,300</b>	<b>\$22,431,900</b>	
<b>Projected Budget for FY 18-19</b>	<b>\$19,460,000</b>	<b>\$22,180,000</b>	
<b>Variance from Budget</b>	<b>(\$179,700)</b>	<b>\$251,900</b>	
<b>% Variance</b>	<b>-0.9%</b>	<b>1.1%</b>	

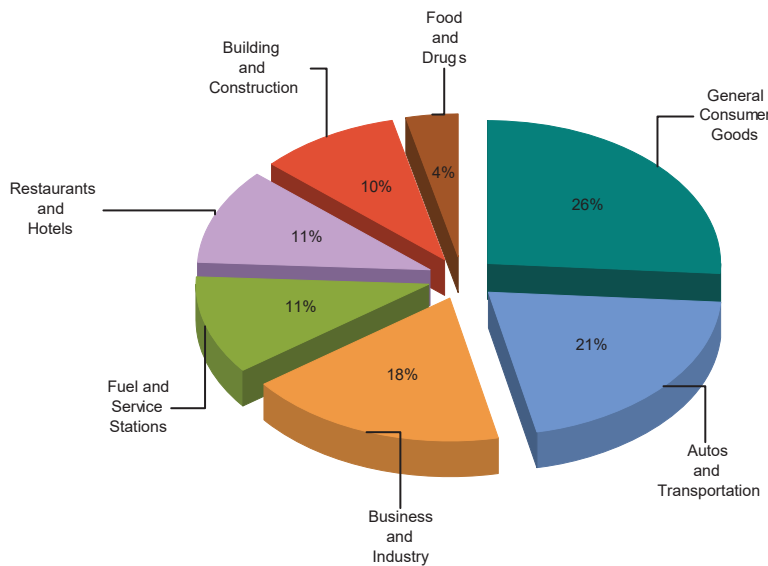
Note: The above includes actuals through March 2019 and projected revenue collections from April 2019 through June 2019.

Major Industry Group	Count	1Q19	1Q18	\$ Change	% Change
General Consumer Goods	3,389	1,198,030	1,240,515	(42,485)	-3.4%
Autos and Transportation	995	941,145	879,252	61,893	7.0%
Business and Industry	4,921	823,157	741,893	81,264	11.0%
Fuel and Service Stations	103	508,959	532,253	(23,293)	-4.4%
Restaurants and Hotels	242	499,030	490,075	8,955	1.8%
Building and Construction	736	435,664	439,581	(3,916)	-0.9%
Food and Drugs	107	168,224	177,508	(9,284)	-5.2%
Transfers & Unidentified	1,031	15,279	(1,498)	16,777	-N/A-
State and County Pools	-	0	0	0	-N/A-
<b>Total</b>	<b>11,524</b>	<b>4,589,490</b>	<b>4,499,579</b>	<b>89,911</b>	<b>2.0%</b>

**1Q18 Compared To 1Q19**

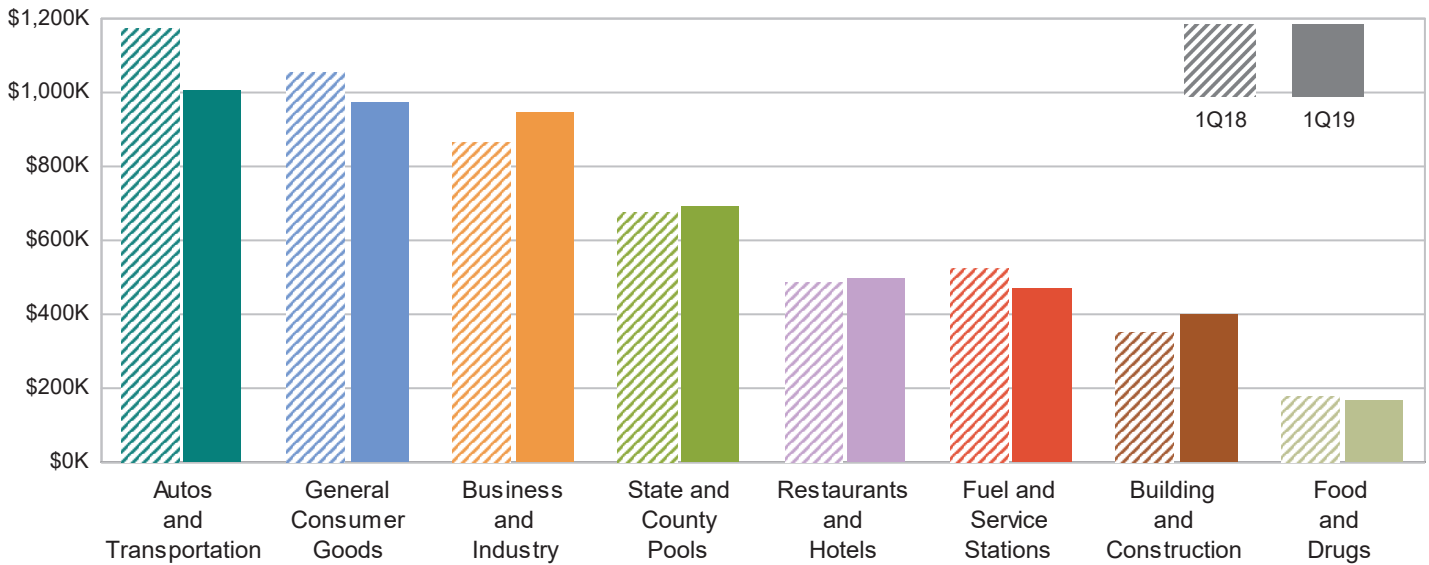


**1Q19 Percent of Total**



Major Industry Group	Count	1Q19	1Q18	\$ Change	% Change
Autos and Transportation	228	1,007,092	1,173,628	(166,537)	-14.2%
General Consumer Goods	1,190	971,641	1,054,214	(82,573)	-7.8%
Business and Industry	606	944,613	863,086	81,527	9.4%
State and County Pools	-	693,563	676,546	17,017	2.5%
Restaurants and Hotels	319	497,997	488,833	9,163	1.9%
Fuel and Service Stations	43	471,420	526,675	(55,256)	-10.5%
Building and Construction	110	403,100	353,859	49,241	13.9%
Food and Drugs	79	167,437	178,231	(10,793)	-6.1%
Transfers & Unidentified	83	1,014	(598)	1,612	269.8%
<b>Total</b>	<b>2,658</b>	<b>5,157,876</b>	<b>5,314,475</b>	<b>(156,599)</b>	<b>-2.9%</b>

**1Q18 Compared To 1Q19**



**1Q19 Percent of Total**

