

**REGULAR MEETING**

**MONDAY, MAY 17, 2021, 4:00 P.M.  
VIA TELECONFERENCE**

**CITY OF FAIRFIELD  
MEASURE P OVERSIGHT COMMITTEE**

**PURSUANT TO GOVERNOR NEWSOM’S EXECUTIVE ORDER N-29-20, MEMBERS AND STAFF WILL PARTICIPATE IN THIS MEETING VIA TELECONFERENCE. MEMBERS OF THE PUBLIC MAY ATTEND THE MEETING ON ZOOM.**

Please click the link below to join the webinar:

<https://fairfieldca.zoom.us/j/98349607728?pwd=SWtXQ2NVNGkwdUJwT3RlcUdRNWladz09>

Passcode: 7074287400

Or Telephone:

Dial +1 408 638 0968 Webinar ID: 983 4960 7728 Passcode: 7074287400

**AGENDA**

**CALL TO ORDER**

4:00 p.m.

**ROLL CALL**

Chair Chris Matthews  
Vice-Chair Stephen Vancil  
Member Tim Tomko  
Member Eddie Ramirez  
Member Tehraleigh Martin

**MEMBER REPORTS**

**PUBLIC COMMENTS**

Persons wishing to address the Committee on subjects not on the agenda but within the jurisdiction of the Committee may do so at this time. The Committee cannot discuss or take action on matters not on the agenda for this meeting, but they may briefly respond to statements made or questions raised by the public, ask for clarification from staff, refer the matter to staff, request staff to report back to the Committee at a subsequent meeting, or place the matter on a future agenda.

**PUBLIC COMMENT INSTRUCTIONS:** When joining via Zoom, please use the “raise your hand” feature or press \*9 on your phone to request to speak. You will be called on by name and will have three minutes to speak. Members of the public wishing to submit their comments via email can email [cityclerk@fairfield.ca.gov](mailto:cityclerk@fairfield.ca.gov). These comments will be forwarded to the Committee for review but will not be read aloud during the meeting.

**PRESENTATIONS**

1. Measure P 4th Quarter Report (Emily Combs, Director of Finance)

**CONSENT CALENDAR**

All matters listed on the Consent Calendar are to be approved with one motion unless a

member of the Committee or the public requests that separate action be taken on a specific item.

2. Approve Minutes from February 22, 2021 Meeting

**ADJOURN TO MONDAY, AUGUST 16, 2021, 4:00 P.M., LOCATION TBD.**

Any disclosable public records related to an open session item on a regular meeting agenda and distributed by the City of Fairfield to all or a majority of the Measure P Oversight Committee less than 72 hours prior to that meeting are available for public inspection at City Hall, in the 4<sup>th</sup> floor lobby, 1000 Webster Street, Fairfield, California during normal business hours.

The City of Fairfield offers its public programs, services and meetings in a manner that is reasonably accessible to everyone, including individuals with disabilities. City publications will be made available upon request in the appropriate format to persons with a disability. If you need an accommodation to attend or participate in this meeting due to a disability, please contact Amber Alexander, Deputy City Clerk, at least 72 hours in advance of the meeting at (707) 428-7402. For individuals with hearing or speaking limitations, dial 711 or (800) 735-2922 (English), (800) 855-3000 (Spanish) and provide the communication assistant with the following City phone number: (707) 399-4010.

**PUBLIC NOTIFICATION**

I, Amber Alexander, Deputy City Clerk, do hereby certify that I have caused a true copy of the above notice and agenda to be delivered to each of the members of the Measure P Oversight Committee, at the time and in the manner prescribed by law and that this agenda was posted at City Hall, 1000 Webster Street, California on Wednesday, May 12, 2021.

**REGULAR MEETING**

**MONDAY, FEBRUARY 22, 2021, 4:00 P.M.  
VIA TELECONFERENCE**

**CITY OF FAIRFIELD  
MEASURE P OVERSIGHT COMMITTEE**

**MINUTES**

**CALL TO ORDER**

Chair Chris Matthews called the meeting to order at 4:01 p.m.

**ROLL CALL**

On roll call were Members Tim Tomko, Eddie Ramirez, and Tehraleigh Martin; Vice-Chair Stephen Vancil, and Chair Matthews.

**MEMBER REPORTS**

Chair Matthews, Vice-Chair Vancil, and Member Tomko reported they had all received the COVID-19 vaccine.

**PUBLIC COMMENTS**

No members of the public attended the meeting.

**PRESENTATIONS**

1. City Manager Stefan Chatwin gave a brief update on Fairfield Fast Forward 2050 and the Budget Advisory Committee. Chair Matthews asked if a staff member could give a presentation on Fairfield Fast Forward 2050 (General Plan update) at either the May or August 2021 meetings. Mr. Chatwin stated he would ask Senior Planner Amy Kreimeier to do so. City Clerk Karen Rees stated she would email the survey and website links to the committee members after the meeting.
2. Director of Finance Emily Combs presented the Measure P 3<sup>rd</sup> Quarter Report. Budget Manager Bryan Chua also participated.

**CONSENT CALENDAR**

3. Approve Minutes from November 16, 2020 Meeting

Member Tomko made a motion to approve the Consent Calendar as presented. Member Martin seconded the motion. By a roll vote, the motion carried unanimously.

**THE MEETING WAS ADJOURNED AT 4:50 P.M. TO MONDAY, MAY 17, 2021, 4:00 P.M., VIA TELECONFERENCE.**

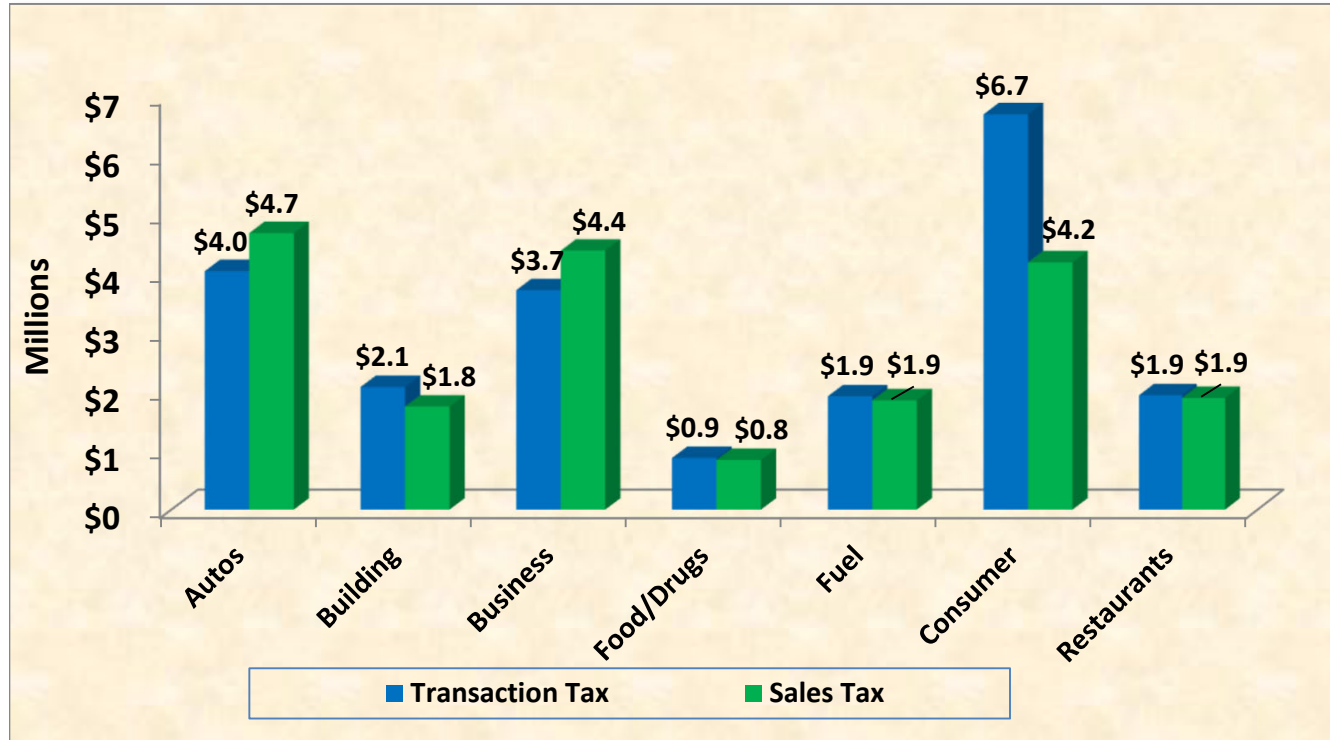
---

Secretary

---

Chair

**City of Fairfield**  
**Sales and Transaction Tax (Accrual Basis)**  
**FY 2020-21 - As of December 31, 2020**

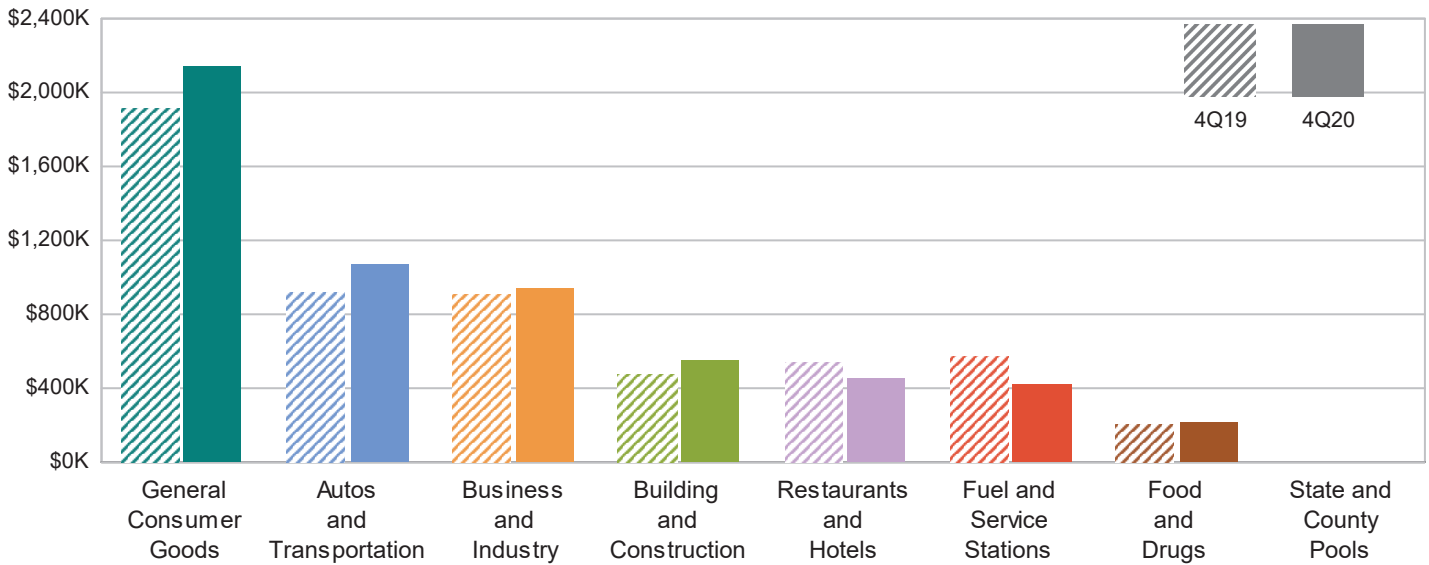


Major Industry Group	Fiscal Year 2020-21		
	Trans Tax (TT)	Sales Tax (ST)	TT / ST
Autos & Transportation	\$4,049,300	\$4,692,500	86%
Building & Construction	2,090,200	1,756,700	119%
Business & Industry	3,728,200	4,395,700	85%
Food & Drugs	880,800	846,900	104%
Fuel & Service Stations	1,931,900	1,863,100	104%
General Consumer Goods	6,698,000	4,198,800	160%
Restaurants & Hotels	1,949,700	1,904,800	102%
Transfer/Unidentified	193,800	1,700	0%
Local Sales	\$21,521,900	\$19,660,200	109%
County/State Pools	-	4,644,600	
Grand Total	\$21,521,900	\$24,304,800	
SBOE Admin	(99,600)	(201,600)	
Grand Total After Admin	\$21,422,300	\$24,103,200	89%
<b>Projected 2020-21 Totals</b>	<b>\$21,422,300</b>	<b>\$24,103,200</b>	
<b>Budget for FY 2020-21</b>	<b>\$20,722,000</b>	<b>\$20,772,000</b>	
<b>Variance from Budget</b>	<b>\$700,300</b>	<b>\$3,331,200</b>	
<b>% Variance from Budget</b>	<b>3.4%</b>	<b>16.0%</b>	

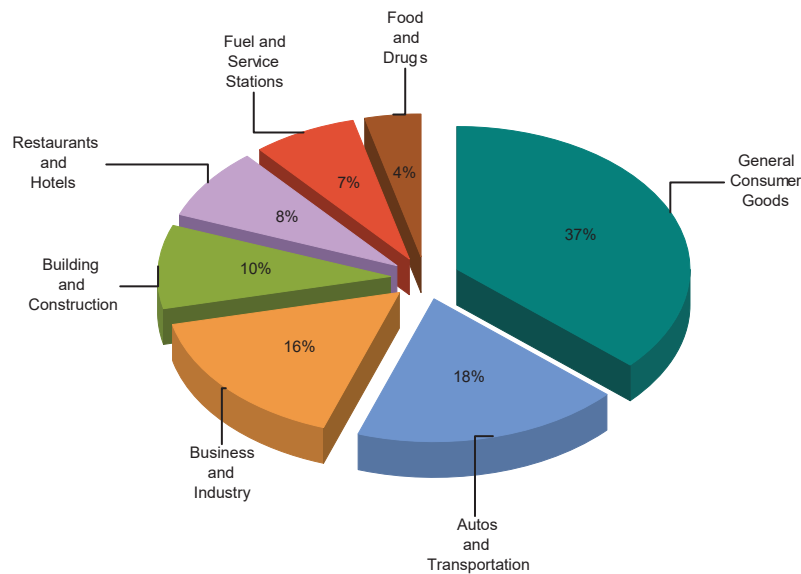
**Note: The above includes actuals through December 2020 and projected revenue collections from January 2021 through June 2021.**

Major Industry Group	Count	4Q20	4Q19	\$ Change	% Change
General Consumer Goods	2,697	2,135,370	1,910,650	224,720	11.8%
Autos and Transportation	1,003	1,074,082	916,228	157,854	17.2%
Business and Industry	4,807	939,251	910,966	28,285	3.1%
Building and Construction	686	556,464	481,194	75,270	15.6%
Restaurants and Hotels	223	456,589	545,623	(89,034)	-16.3%
Fuel and Service Stations	95	429,590	576,764	(147,175)	-25.5%
Food and Drugs	132	222,193	209,011	13,183	6.3%
Transfers & Unidentified	2,391	55,406	35,209	20,197	57.4%
State and County Pools	-	0	0	0	-N/A-
<b>Total</b>	<b>12,034</b>	<b>5,868,945</b>	<b>5,585,645</b>	<b>283,299</b>	<b>5.1%</b>

**4Q19 Compared To 4Q20**

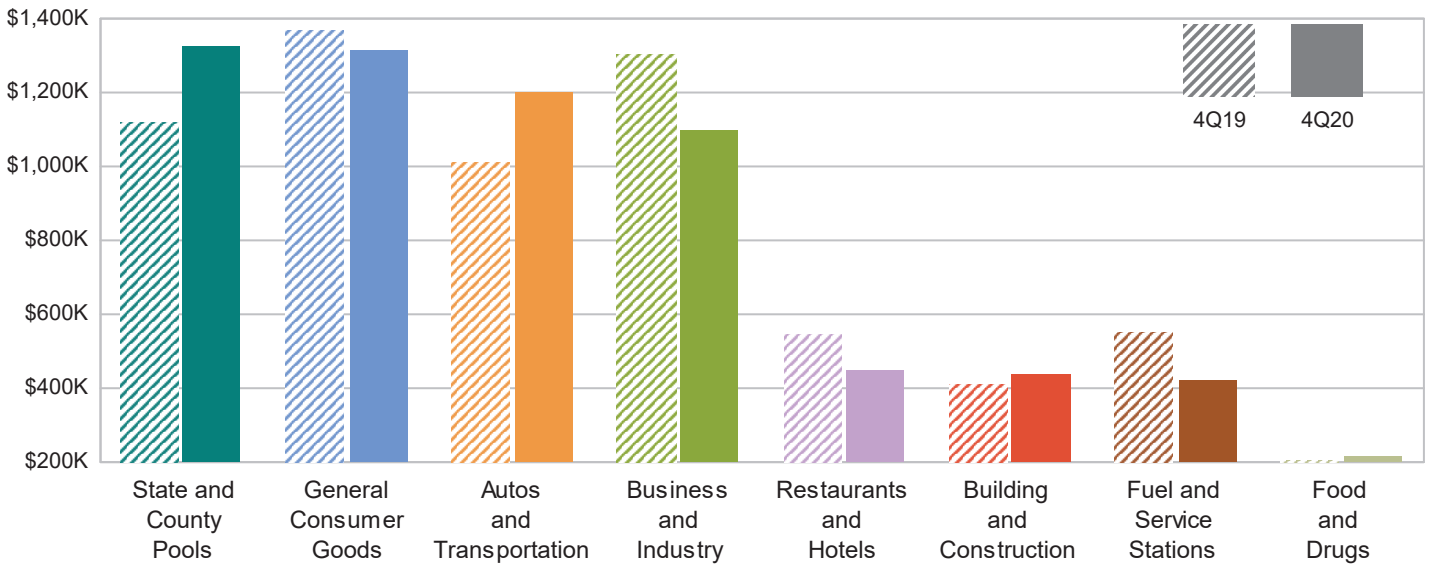


**4Q20 Percent of Total**



Major Industry Group	Count	4Q20	4Q19	\$ Change	% Change
State and County Pools	-	1,320,804	1,120,894	199,910	17.8%
General Consumer Goods	1,285	1,310,656	1,364,069	(53,412)	-3.9%
Autos and Transportation	238	1,199,187	1,009,302	189,884	18.8%
Business and Industry	669	1,096,305	1,303,827	(207,522)	-15.9%
Restaurants and Hotels	342	450,878	545,711	(94,833)	-17.4%
Building and Construction	103	440,680	414,019	26,661	6.4%
Fuel and Service Stations	46	426,119	553,277	(127,158)	-23.0%
Food and Drugs	76	219,845	206,037	13,808	6.7%
Transfers & Unidentified	71	1,220	3,725	(2,505)	-67.2%
<b>Total</b>	<b>2,830</b>	<b>6,465,694</b>	<b>6,520,861</b>	<b>(55,168)</b>	<b>-0.8%</b>

**4Q19 Compared To 4Q20**



**4Q20 Percent of Total**

